

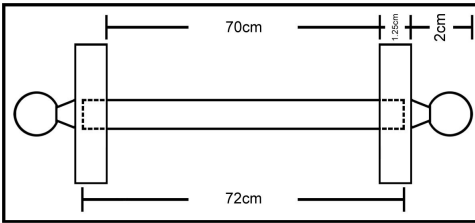


Jubilee Technical

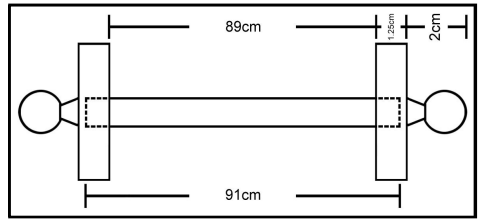
The Product

- The Jubilee range of stair rods are available for runner carpets only.
- The Jubilee range are available in three option sizes. See facing page for details
- Our Jubilee runner bracket clearance is 14mm

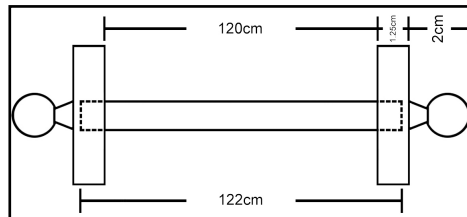
Option 1



Option 2



Option 3



ANY QUESTIONS
Please call 01207 591176 For friendly expert advice.

Fitting Rods To Stair.

- The brackets are supplied with number 6 screws and you must drill a pilot hole before fixing the brackets to the stair. For softwood create a 2.5mm pilot hole and for hardwood create a 3mm hole. Remember to set your power drill on a low torque setting to avoid breaking the screws.
- Fit one bracket to the tread and riser then cut the rod to size and put in place. Now fit the second bracket.

Cleaning

- We recommend using a damp cloth to keep the rods clean, any household cleaners used to clean the wood and paint work of the staircase should be applied to the cloth and not directly onto the surface of the stair; as over spray can cause a speckled tarnish on the rods. If any liquids are inadvertently spilt on the stair rods they should be cleaned immediately with a damp cloth and dried with a clean cloth.